

GENERATION HOMESCHOOL

E-mail: generationhomeschool@gmail.com

Web: <http://www.homeschoolme.weebly.com>

Dear Reader,

It is that time of the year again! A time to dust off the alarm clocks, sharpen the pencils, and dig out those lesson plans! It's back to HOME school! What exciting things will you learn this year? Be sure to check out our blog for ideas on starting back to class on a positive note!

Let's get started!



When all else fails... Ask for help!

I have worried about this for some time; the issue of independence vs. asking for help. All too often, as parents, we want our children to be independent and strong-willed. What happens when they discover there is something they simply cannot do by themselves? Do they try and fail, therefore giving up? Do they surrender before trying? Read our blog to find out more about this interesting issue.



Upcoming Events

August 6

National Mustard Day

August 13

Left Handers' Day

August 24

Vesuvius Day

Inside this Issue...

Updates on the blog	Pg. 1
Homeschool News	Pg. 2
Spotlight	Pg. 2
Links & Information	Pg. 2
The Milk Jug	Pg. 3
Subscriber Freebies	Pg. 4-9

Want to share?

If you have something to share, please email us and include in the subject: Newsletter Add-In

Newsletters typically publish once each month and are delivered via email between the 15 and 25th of each month, for the following month.

Homeschool News

So They Were Homeschooled?

After recently reviewing several articles, I happened upon one that mentioned a few famous people in history who were homeschooled, or who chose homeschool for their family. While many of them were expected because of the era and lack of public schools, were many more that left me smiling. According to homeschoolacademy.com, individuals and families from many walks have experienced homeschooling at some point in time. While it might be expected for those who are financially endowed to consider it for fear of being stalked by tabloids, did you know that:

Constitutional Convention Delegates such as Ben Franklin and George Washington (sort of a no-brainer, right) were homeschooled. Presidents from Cleveland to Garfield, to Jefferson! Statesman Winston Churchill, too! We can't forget Robert E. Lee, and George Patton. Then there are the Judges including the one and only Sandra Day O'Connor. Scientists such as Pierre Curie and Blaise Pascal are but two of them. Artists such as Claude Monet and Grandma Moses. Religious Leaders like Joan of Arc all the way to Brigham Young. Inventors like Eli Whitney, Elias Howe, Thomas Edison, and the Wright Brothers. Composers such as Mendelssohn and even John Philip Sousa. Many writers, such as Hans Christian Anderson, Agatha Christie and C.S. Lewis. There were also teachers, like Amos Bronson Alcott, (Yep, that is Louisa May Alcott's father). There is also Yale University President Timothy Dwight and John Witherspoon, President of Princeton University. What list would be complete without the famous folks? Louis Armstrong, Whoopi Goldberg, the music group Hanson, and even Leanne Rimes. Some of those famous folks also decided to homeschool their own children, such as Will Smith, John Travolta, and even Robert Frost!

"Home is the best place for teaching many things, first and most important of which is how to think for one's self."

~Laura Ingalls Wilder



Subscriber Freebies on the last page!



Links and Free Resources

Be sure to check out [Generation Homeschool](http://GenerationHomeschool.com) for the newest freebies for kids and parents!

For the Teacher

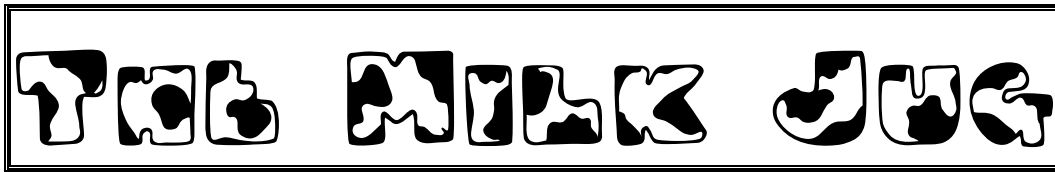
A little bright for your day...

Homeschooling Recipe for Genius

"More of family and less of school, more of parents and less of peers, more creative freedom and less formal lesson." ~R.S. Moore

"Thank goodness I was never sent to school... It would have rubbed off some of the originality"

~Beatrix Potter



Easy Breakfast Casserole

An easy-to-make, freezer-friendly breakfast dish you can toss in the oven to reheat on those morning when you are hungry, but do not want a mess in the kitchen!

Ingredients:

- 12 large eggs, scrambled
- 1/2 lb. bacon, crisped
- 1 lb. sausage, ground and browned
- 6 hash brown patties, crisped, and chopped.
- 1 1/2 c. shredded cheese
- *1/2 c. each of diced onions & bell peppers (optional)

Directions

1. In a large skillet, prepare each of the items listed above (except the cheese, onions & peppers)
2. Lightly spray a glass casserole dish or disposable aluminum lasagna pan.
3. Layer each of the items into the pan.
4. Top with cheese, onions and peppers.
5. Serve warm or cover with foil to store.
6. Allow to chill in the fridge for two hours before freezing.

Before cooking – Allow dish to thaw in refrigerator overnight

To reheat

1. Place in 375°F oven for 25-40 minutes (or until warmed through and cheese is melted).
2. Serve with warmed tortillas for a breakfast burrito style dish.



Ham & Cheese Bake

Do you love cheese? This dish freezes well and is tasty enough to make as an entrée! Add a side of veggies and you have a full meal!

Ingredients

- Four boxes macaroni and cheese, prepared
- 1 lb. diced ham chunks
- 4 tsp. bacon bits
- 1 can diced tomatoes (optional)
- 1/2 c. shredded cheese

Directions

If using tomatoes, place in bottom of lightly sprayed baking dish.

Add prepared mac and cheese on top of tomatoes.

Add ham chunks

Sprinkle with bacon bits.

Top with cheese.

Bake at 375°F for 20 minutes or until cheese is melted.

Serve with a side of vegetables or cover with foil to store.


Allow to chill in fridge two hours before freezing.

Before Cooking - Allow to thaw in fridge overnight.

To reheat

1. Place in 375°F oven for 25-40 minutes (or until warmed thoroughly and cheese is melted)





From colorkiddo.com

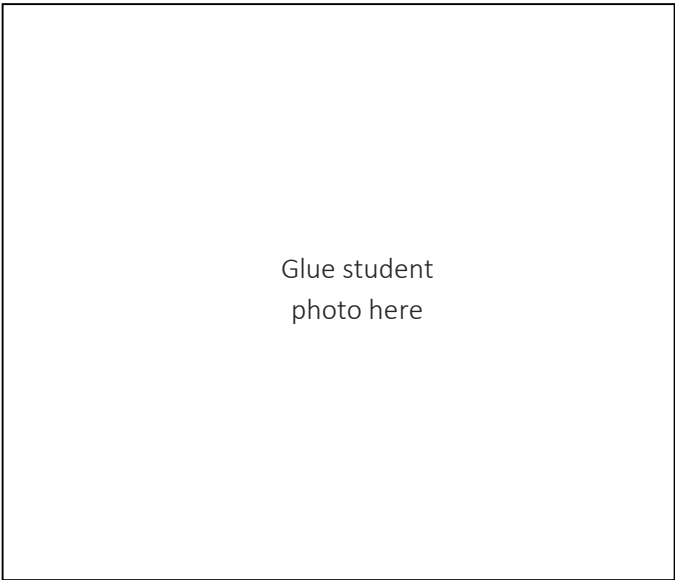


Back to School Schedule

1. _____
2. _____
3. _____
4. _____
5. _____
6. _____
7. _____
8. _____
9. _____
10. _____
11. _____
12. _____

"Let all things be done decently and in order"

1 Corinthians 14:40

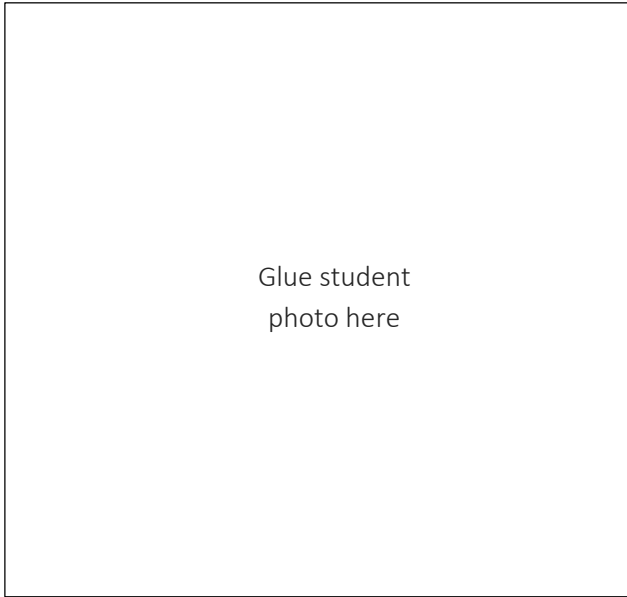


Glue student
photo here

Student's Name

What I Want to Learn in _____ Grade

Handwriting practice lines consisting of solid top and bottom lines with a dashed middle line. There are four sets of these lines provided for writing.



Glue student
photo here

Student's Name

What I Want to Learn in _____ Grade

Time Capsule

This is a great idea for the first day of homeschool

Materials:

1. Empty Pringles® can
2. Construction paper
3. Glue
4. Glitter
5. Ribbon, beads, etc.

Directions:

Each child will fill out a short interest inventory:

1. a handwriting sample
2. a tracing of their hand
3. a self-portrait, and a few other things – Be Creative!

Students will place their items into the time capsule and have a little ceremony to put it away until the end of the year.

At the end of the year:

1. have the kids complete the same sheets and then open their time capsule to compare how they have changed during the school year.



Image 1 from pinterest.com

Image 1 from teachzillaa.blogspot.com

Unit Study Planner

Goals and Objectives

Unit Study Title/Topic		# of Days/Weeks	
Goal			
Objectives			
Reading Materials			
Manipulatives			
Items to Print			
DVD/Video Links			
Assignments & Due Dates			
Assessments			